

Technical Data

QES 45 Generating set



Basic technical data

Engine Manufacture	Quantum ES
Engine Model	Q4.4SI
Number of cylinders	4
Cycle	Four stroke
Induction system	Naturally Aspirated
Compression ratio	13:1
Bore	105 mm (4.13 in)
Strok	127 mm (4.99 in)
Cubic capacity	4.4 litres
Direction of rotation (view from front)	Clockwise
Firing order	1,3,4,2
Alternator Manufacture	Mecc Alte
Alternator Model	ECP321M4
Phase	3 Phase
Voltage	400V
Assumed Power factor	1

Dimensions and Connections

Gas Connection 1" BSP

Overall dimensions

Height	1730 mm
Length	2800 mm
Width	1100 mm
Weight	820kg(approx.)

If the engine is to operate in ambient conditions other than those of the test conditions, suitable adjustments must be made for the changes. For full details, contact QES or KVT

General installation	Units	50 Hz	60 Hz
Fuel Type	-	Natural gas	Natural gas
Electrical output Prime	kWe	40	45
Electrical output Stand-by	kWe	44	50
Recoverable heat	kWth	-	-
Exhaust gas flow	Kg/hr	-	-
Exhaust gas outlet temperature (approx)	°C	520	520
Voltage	V	400	400
Power factor	pf	0,8	0,8
Power output Prime	kVA	50	56
Power output Stand-by	kVA	55	62
Fuel consumption	Sm ³ /hr	12.86	14.52
Actual alternator efficiency	% @ pf 1	95.2	95.3

Caution: The airflows shown in this table will provide acceptable cooling for an open power unit operating in ambient temperatures of up to 53 °C (127 °F) or 46 °C (114.8 °F) if a canopy is fitted. If the power unit is to be enclosed totally, a cooling test should be done to check that the engine cooling is acceptable. If there is insufficient cooling, contact us.

Construction

- Rigid base frame made of profiled steel.
- Direct coupled engine and generator assembly with flexible drive plate.
- Engine generator assembly flexibly mounted on the base frame.
- Electrical equipment installed in a sheet steel cabinet that forms an integral part of the canopy.
- Air movement within the canopy controlled by a engine driven fan.
- All connection points at one end of the canopy.
- Primary exhaust silencer mounted within the canopy with a vertical exit at the end.

Canopy

- Highly effective sound enclosure in packs of sheet steel construction, powder coated. Air passages acoustically lined and waterproof.

Exhaust System

- Steel mounted within the canopy.
- The lubrication system comprises a wet sump system with full flow oil pump.

Control Panel

- Sheet metal enclosure mounted within and forming an integral part of the canopy (1000x800x210mm). PLC based system enables auto and manual control for start/stop, voltage control, mains synchronization, load control, Remote control Data access through Ethernet, HMI graphic interface to view and set parameters.

Engine control

- Start/stop, engine speed control, monitoring for engine coolant inlet and outlet temperatures and exhaust temperature.

Alternator control

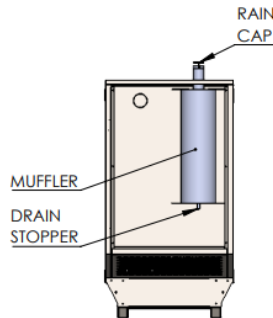
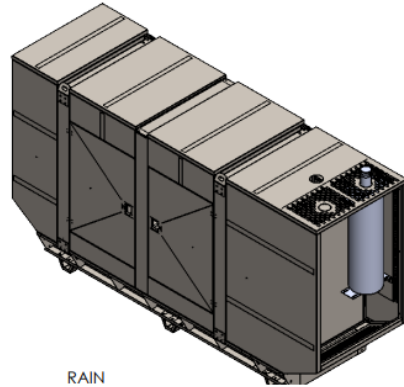
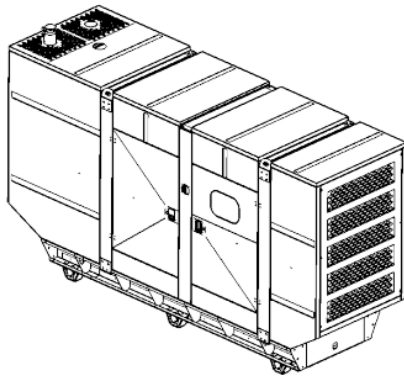
- Control of the alternator mounted AVR for voltage output, power output and Power Factor.

Emergency stop

- Canopy mounted push button with external link.

Emissions (optional)

- Standard 3 way catalyst can be add at time of order to reduce the NOX and CO2 for site requirement or regulation (naturally aspirated)
- For turbocharged or lean-burn engines SCR low NOX systems can be added.



Quantum ES Limited
Goat Mill Road
Dowlais
Merthyr Tydfil
Mid Glamorgan
CF48 3TF

Tel: + 44 (0) 1685 353 290

Fax: + 44 (0) 1685 353 291

Email: sales@quantumes.co.uk

Website: www.quantumes.co.uk